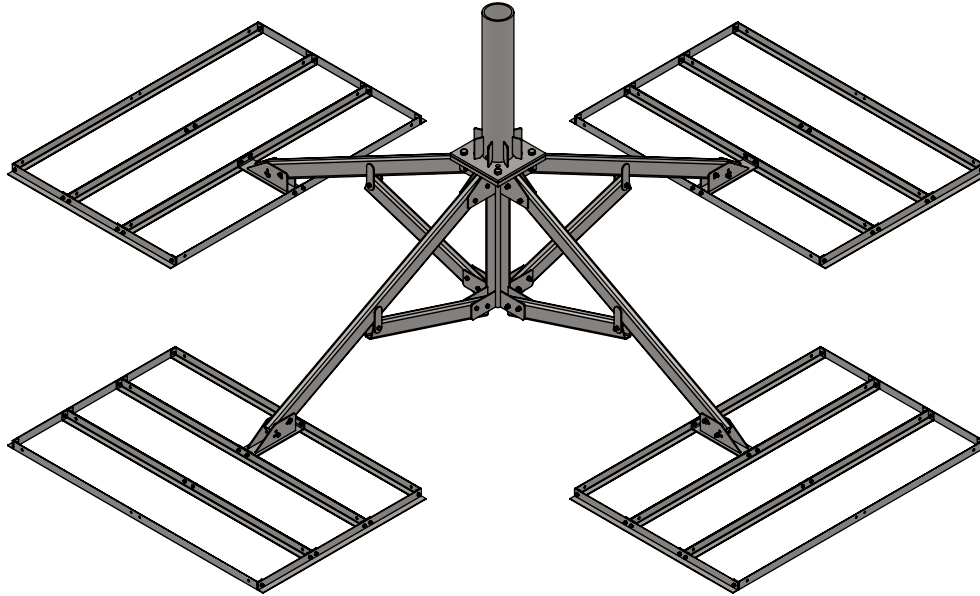


PXH-T-(000X0)-RP



SYM	PART#	DESCRIPTION	QTY.	
1	AB1515H(14-1)HD	PXL-2HD BASE ASS'Y, HDG	1	
2	AS REQ'D	X.XX"OD x X' MAST w/14" PLT, HDG	1	
3	AB1516HHD	PXL-2HD ARM ASS'Y, HDG	4	
4	AB1145HHD	PXL-2HD BRACE TUBE, HDG	4	
5	AB1756HD	FOOT ASS'Y, HDG	4	
6	AB1119BHD	6' BALLAST ANGLE, HDG	24	
7	AB1120AHD	TRIPLE TRAY SIDE PAD (48"), HDG	8	
8	H1-0875-300	7/8"x 3" BOLT GR.8, Z/P	4	
9	H4-0875LW	7/8" SPLIT LOCKWASHER, Z/P	4	
10	H2-0875HN	7/8" NUT, Z/P	4	
11	H1-0500-350	1/2" x 3-1/2" BOLT GR.5, Z/P	28	HDWE- 28X350
12	H4-0500LW	1/2" SPLIT LOCKWASHER, Z/P	28	
13	H2-0500HN	1/2" NUT, Z/P	28	
14	H1-0375-100	3/8" x 1" BOLT GR.5, Z/P	72	HDWE-BT QTY.5
15	H4-0375LW	3/8" SPLIT LOCKWASHER, Z/P	72	
16	H2-0375HN	3/8" NUT, Z/P	72	
		RUBBER PAD 48"x77"	4	
		PALLET	1	

PROPRIETARY AND CONFIDENTIAL

THE INFORMATION CONTAINED IN THIS DRAWING IS THE SOLE PROPERTY OF BAIRD SUPPORTING SYSTEMS. ANY REPRODUCTION IN PART OR AS A WHOLE WITHOUT THE WRITTEN PERMISSION OF BAIRD SUPPORTING SYSTEMS IS PROHIBITED.



WWW.BAIRD MOUNTS.COM

UNLESS OTHERWISE SPECIFIED:

DIMENSIONS ARE IN INCHES
TOLERANCES:
FRACTIONAL ±
ANGULAR: MACH ± BEND ±
TWO PLACE DECIMAL ±
THREE PLACE DECIMAL ±

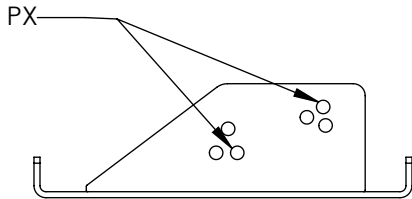
DO NOT SCALE DRAWING

BAIRD MOUNTING SYSTEMS

WATERLOO, IA 50703
PHONE: 319-233-3561
SALES@BAIRD MOUNTS.COM

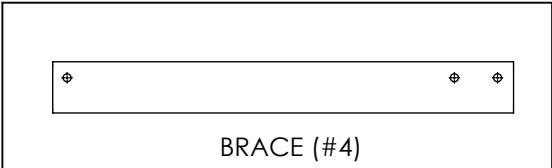
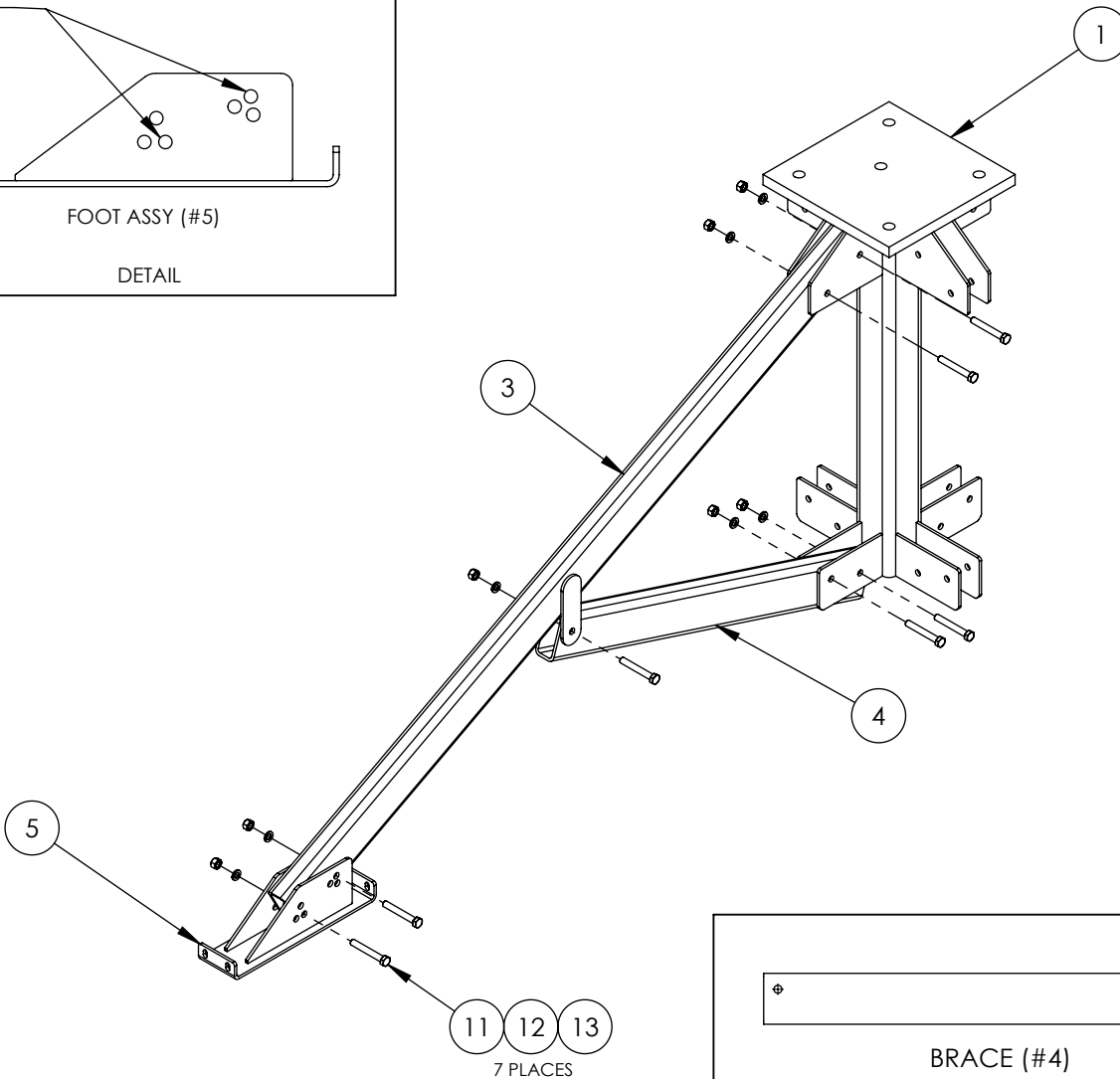
TITLE:
PXL-2HD, TRIPLE TRAY, MAST, RUBBER PAD

DRAWN BY JK	DATE 11/23/21
MATERIAL STEEL	FINISH HDG
DWG. PURPOSE INST	SHEET 1
	SCALE -
PART. NO. PXH-T-(000X0)-RP	
DWG. NO. PXH-T-(000X0)-RP ASSY INST	



FOOT ASSY (#5)

DETAIL



BRACE (#4)

LOCATE A 72" ARM ASS'Y(#3). WITH THE TABS POINTING DOWNWARD AND AWAY FROM THE BASE, ATTACH TO THE UPPER FINS WITH (2) 1/2"x3-1/2" BOLTS, LOCKWASHERS & NUTS. (DO NOT TIGHTEN ANY HARDWARE UNTIL THE ASSEMBLY IS COMPLETE AND MOUNT IS IN ITS FINAL POSITION.)

NEXT, ATTACH THE 36" BRACE TUBE(#4) TO THE LOWER FINS WITH (2) 1/2"x3-1/2" BOLTS, LOCKWASHERS & NUTS, AS SHOWN IN THE ABOVE DIAGRAM. NEXT, ATTACH THE OTHER END OF THE BRACE TUBE TO THE TABS ON THE 72" ARM(#3) USING (1) 1/2"x3-1/2" BOLT, LOCKWASHER & NUT. NOTE, THE SINGLE HOLE ON THE BRACE TUBE SHOULD BE TOWARDS THE TOP OF THE TUBE.

ATTACH THE FOOT (#5) TO THE END OF THE PXL2 ARM, USING (2) 1/2"x3-1/2" BOLTS, LOCKWASHERS AND NUTS.

REPEAT THE PREVIOUS STEPS FOR THE THREE REMAINING SIDES. DO NOT TIGHTEN HARDWARE UNTIL COMPLETE MOUNT IS ASSEMBLED AND PLACED IN ITS FINAL LOCATION.

PROPRIETARY AND CONFIDENTIAL

THE INFORMATION CONTAINED IN THIS DRAWING IS THE SOLE PROPERTY OF BAIRD SUPPORTING SYSTEMS. ANY REPRODUCTION IN PART OR AS A WHOLE WITHOUT THE WRITTEN PERMISSION OF BAIRD SUPPORTING SYSTEMS IS PROHIBITED.



WWW.BAIRD MOUNTS.COM

UNLESS OTHERWISE SPECIFIED:

DIMENSIONS ARE IN INCHES
TOLERANCES:
FRACTIONAL ±
ANGULAR: MACH ± BEND ±
TWO PLACE DECIMAL ±
THREE PLACE DECIMAL ±

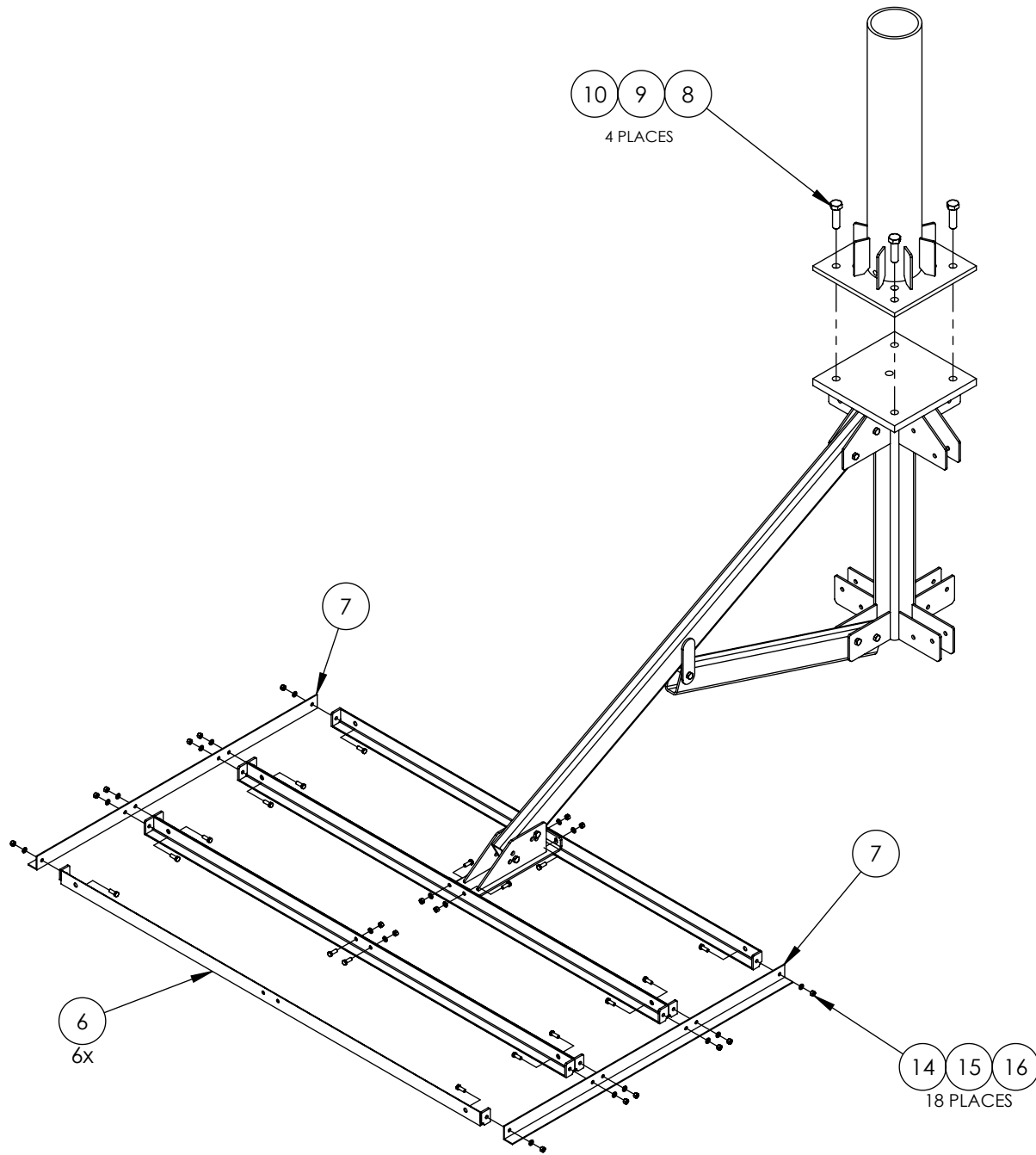
DO NOT SCALE DRAWING

BAIRD MOUNTING SYSTEMS

WATERLOO, IA 50703
PHONE: 319-233-3561
SALES@BAIRD MOUNTS.COM

TITLE:
PXL-2HD, TRIPLE TRAY, MAST, RUBBER PAD

DRAWN BY JK	DATE 11/23/21	
MATERIAL STEEL	FINISH HDG	
DWG. PURPOSE INST	SHEET 2	SCALE -
PART. NO. PXH-T-(000X0)-RP		
DWG. NO. PXH-T-(000X0)-RP ASSY INST		



ASSEMBLE A BALLAST TRAY AND ATTACH TO THE FOOT ASSY, AS SHOWN ABOVE. USE SIX 6' BALLAST ANGLES(#6), TWO TRIPLE TRAY SIDE PADS(#7)AND EIGHTEEN 3/8"x1" BOLTS, LOCKWASHERS & NUTS. SEE THE DRAWING SHOWN ABOVE. REPEAT FOR THE REMAINING THREE BALLAST TRAYS.

ATTACH THE MAST TO THE BASE USING FOUR 7/8"x3" BOLTS, LOCKWASHERS AND NUTS(#8,#9,#10)

PROPRIETARY AND CONFIDENTIAL

THE INFORMATION CONTAINED IN THIS DRAWING IS THE SOLE PROPERTY OF BAIRD SUPPORTING SYSTEMS. ANY REPRODUCTION IN PART OR AS A WHOLE WITHOUT THE WRITTEN PERMISSION OF BAIRD SUPPORTING SYSTEMS IS PROHIBITED.



WWW.BAIRD MOUNTS.COM

UNLESS OTHERWISE SPECIFIED:

DIMENSIONS ARE IN INCHES
 TOLERANCES:
 FRACTIONAL ±
 ANGULAR: MACH ± BEND ±
 TWO PLACE DECIMAL ±
 THREE PLACE DECIMAL ±

DO NOT SCALE DRAWING

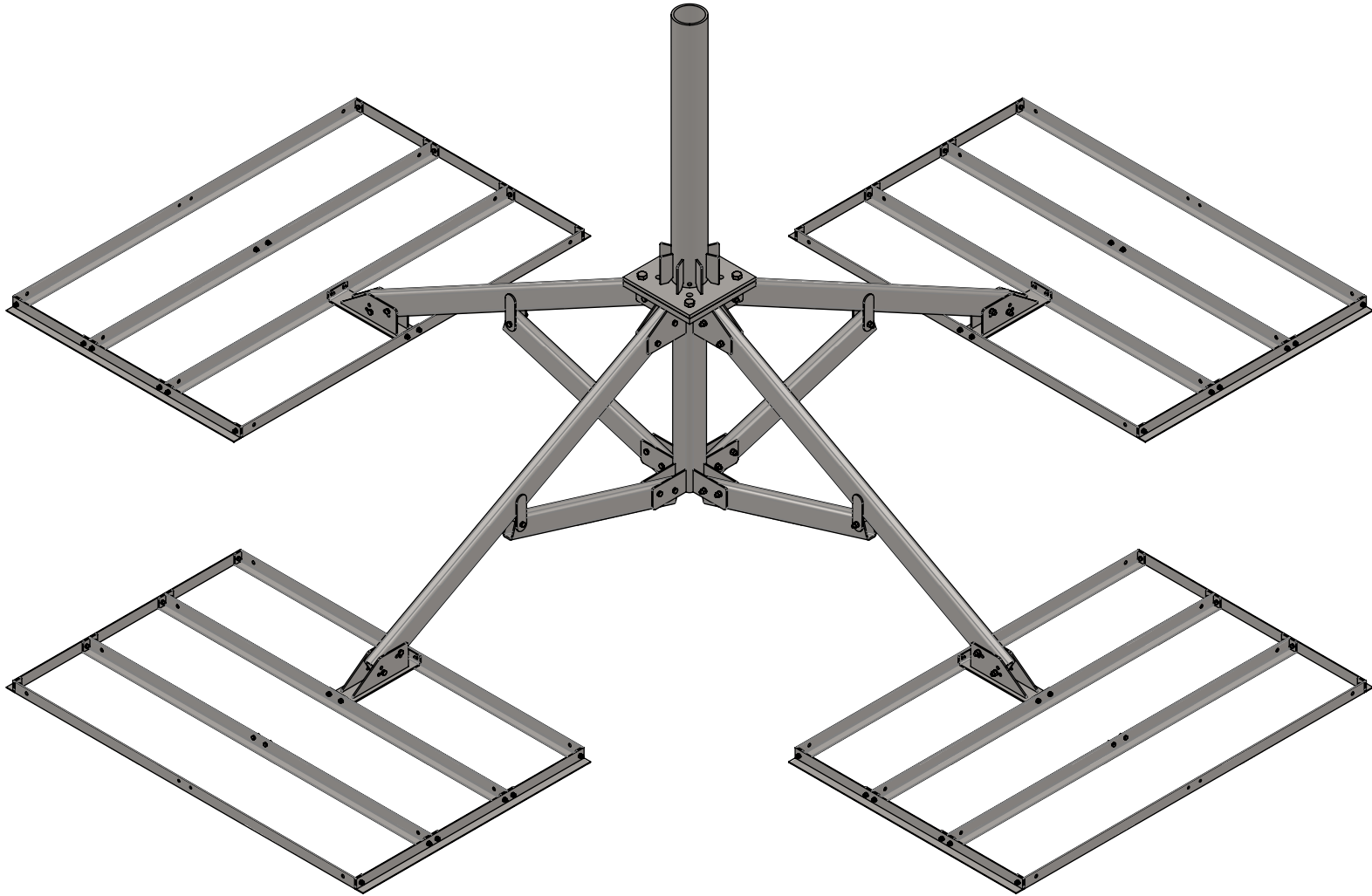
BAIRD MOUNTING SYSTEMS

WATERLOO, IA 50703
 PHONE: 319-233-3561
 SALES@BAIRDMOUNTS.COM

TITLE:
 PXL-2HD, TRIPLE TRAY, MAST, RUBBER PAD

DRAWN BY JK	DATE 11/23/21
MATERIAL STEEL	FINISH HDG
DWG. PURPOSE INST	SHEET 3
PART. NO. PXH-T-(000X0)-RP	SCALE -
DWG. NO. PXH-T-(000X0)-RP ASSY INST	

PART NO.	MAST DIAMETER	WEIGHT
PXH-T-550X4	5.5"OD	927 lbs.



PROPRIETARY AND CONFIDENTIAL
 THE INFORMATION CONTAINED IN THIS DRAWING IS THE SOLE PROPERTY OF BAIRD SUPPORTING SYSTEMS. ANY REPRODUCTION IN PART OR AS A WHOLE WITHOUT THE WRITTEN PERMISSION OF BAIRD SUPPORTING SYSTEMS IS PROHIBITED.



WWW.BAIRD MOUNTS.COM

UNLESS OTHERWISE SPECIFIED:
 DIMENSIONS ARE IN INCHES
 TOLERANCES:
 FRACTIONAL ±
 ANGULAR: MACH ± BEND ±
 TWO PLACE DECIMAL ±
 THREE PLACE DECIMAL ±

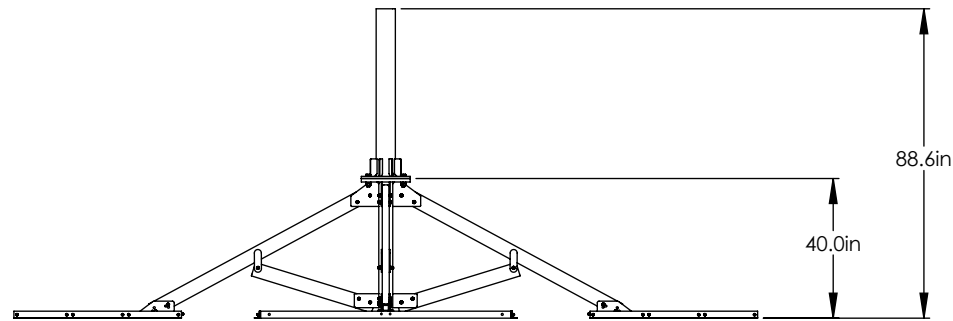
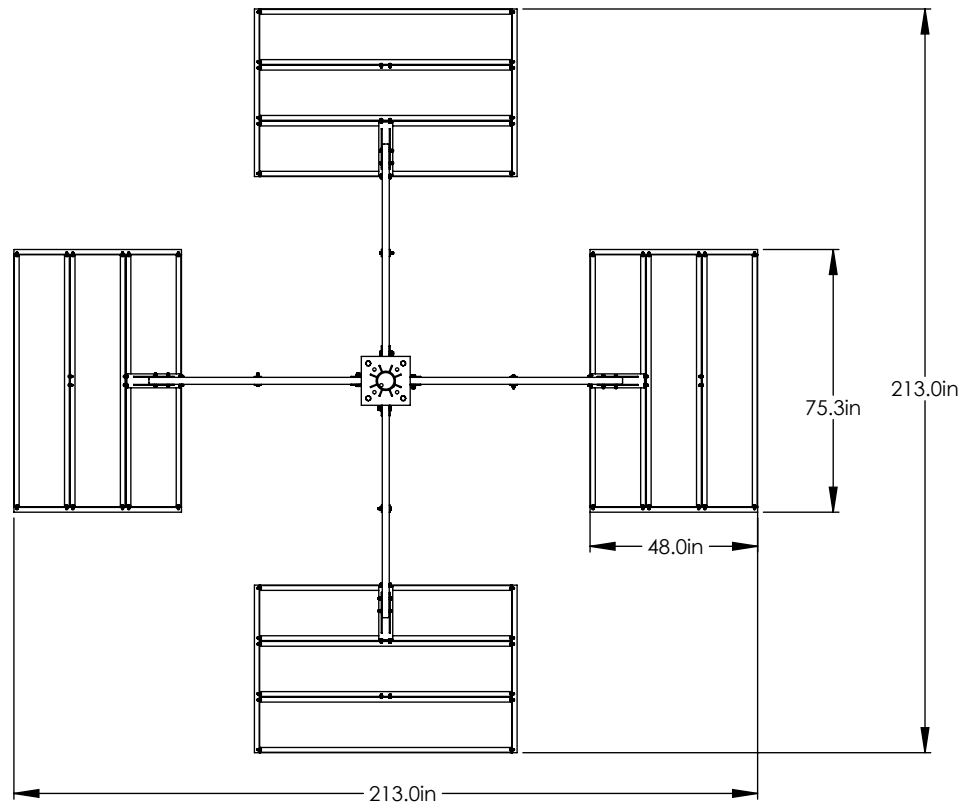
DO NOT SCALE DRAWING

BAIRD MOUNTING SYSTEMS

WATERLOO, IA 50703
 PHONE: 319-233-3561
 SALES@BAIRDMOUNTS.COM

TITLE:
 PXL-2HD, TRIPLE TRAY, 5.5"ODx4' MAST

DRAWN BY JK	DATE 01/10/2021
MATERIAL STEEL	FINISH HDG
DWG. PURPOSE CUSTOMER	SHEET 1OF2
PART. NO. SEE TABLE	SCALE -
DWG. NO. PXH-T-550X4	



PROPRIETARY AND CONFIDENTIAL
 THE INFORMATION CONTAINED IN THIS DRAWING IS THE SOLE PROPERTY OF BAIRD SUPPORTING SYSTEMS. ANY REPRODUCTION IN PART OR AS A WHOLE WITHOUT THE WRITTEN PERMISSION OF BAIRD SUPPORTING SYSTEMS IS PROHIBITED.



WWW.BAIRD MOUNTS.COM

UNLESS OTHERWISE SPECIFIED:
 DIMENSIONS ARE IN INCHES
 TOLERANCES:
 FRACTIONAL ±
 TWO PLACE DECIMAL ±
 THREE PLACE DECIMAL ±
 ANGULAR: MACH ± BEND ±

DO NOT SCALE DRAWING

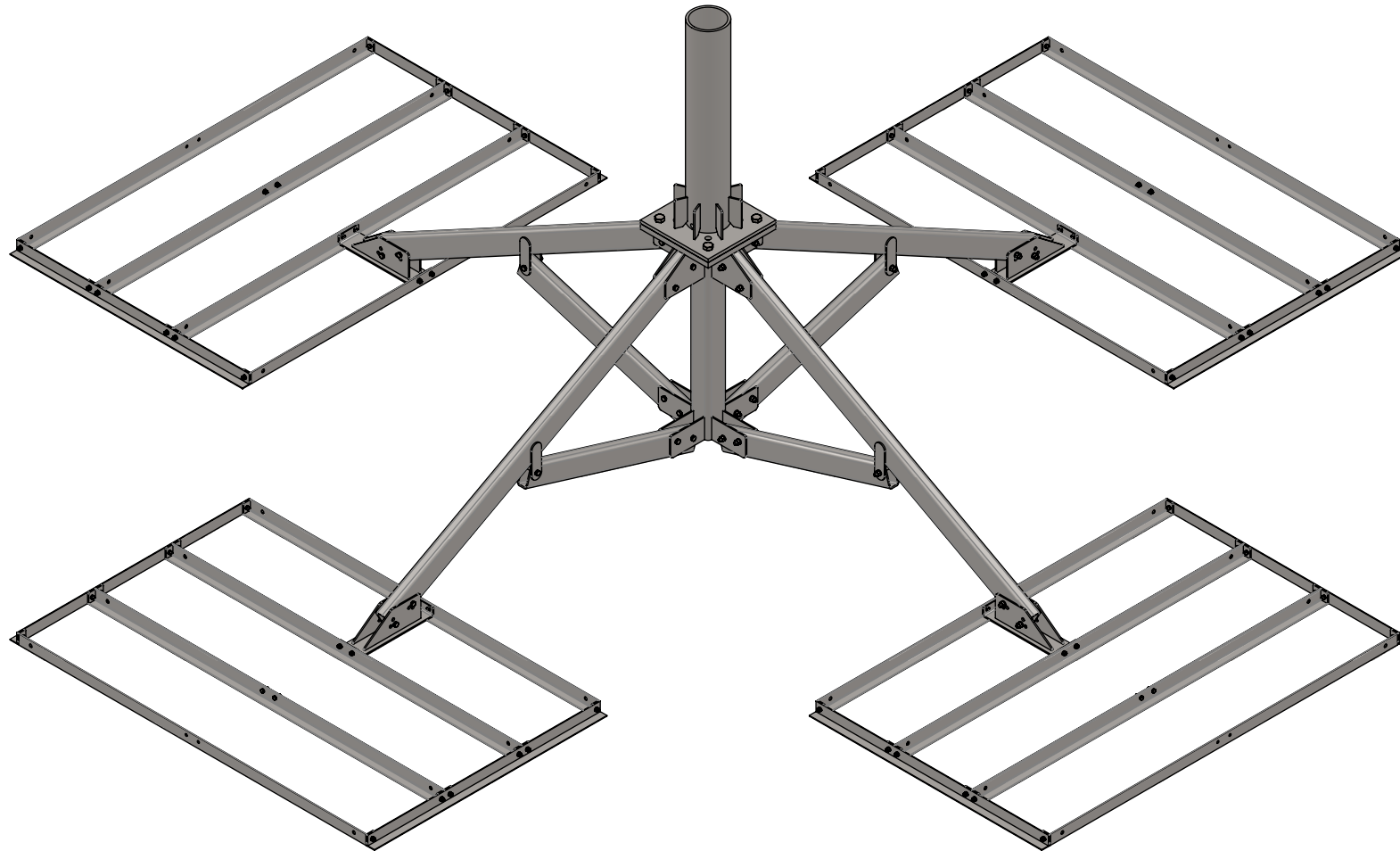
BAIRD MOUNTING SYSTEMS

WATERLOO, IA 50703
 PHONE: 319-233-3561
 SALES@BAIRDMOUNTS.COM

TITLE:
 PXL-2HD, TRIPLE TRAY, 5.50'ODx4' MAST

DRAWN BY JK	DATE 01/10/21	
MATERIAL STEEL	FINISH HDG	
DWG. PURPOSE CUSTOMER	SHEET 2OF2	SCALE -
PART. NO. SEE TABLE- SHEET 1		
DWG. NO. PXL-T-550X4		

PART NO.	MAST DIAMETER	WEIGHT
PXH-T-6628X3	6.62"OD	930 lbs.



PROPRIETARY AND CONFIDENTIAL
 THE INFORMATION CONTAINED IN THIS DRAWING IS THE SOLE PROPERTY OF BAIRD SUPPORTING SYSTEMS. ANY REPRODUCTION IN PART OR AS A WHOLE WITHOUT THE WRITTEN PERMISSION OF BAIRD SUPPORTING SYSTEMS IS PROHIBITED.



WWW.BAIRD MOUNTS.COM

UNLESS OTHERWISE SPECIFIED:
 DIMENSIONS ARE IN INCHES
 TOLERANCES:
 FRACTIONAL ±
 ANGULAR: MACH ± BEND ±
 TWO PLACE DECIMAL ±
 THREE PLACE DECIMAL ±

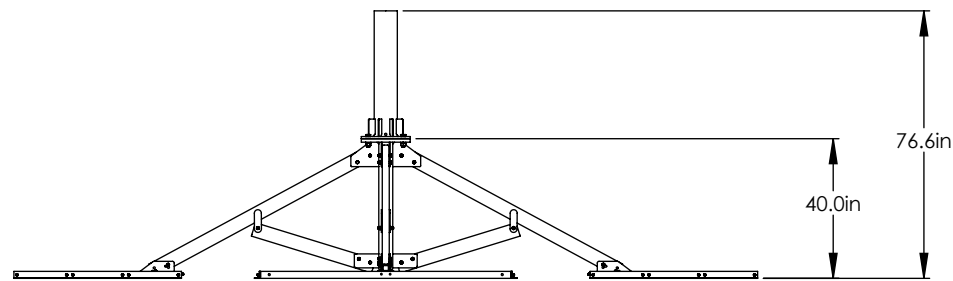
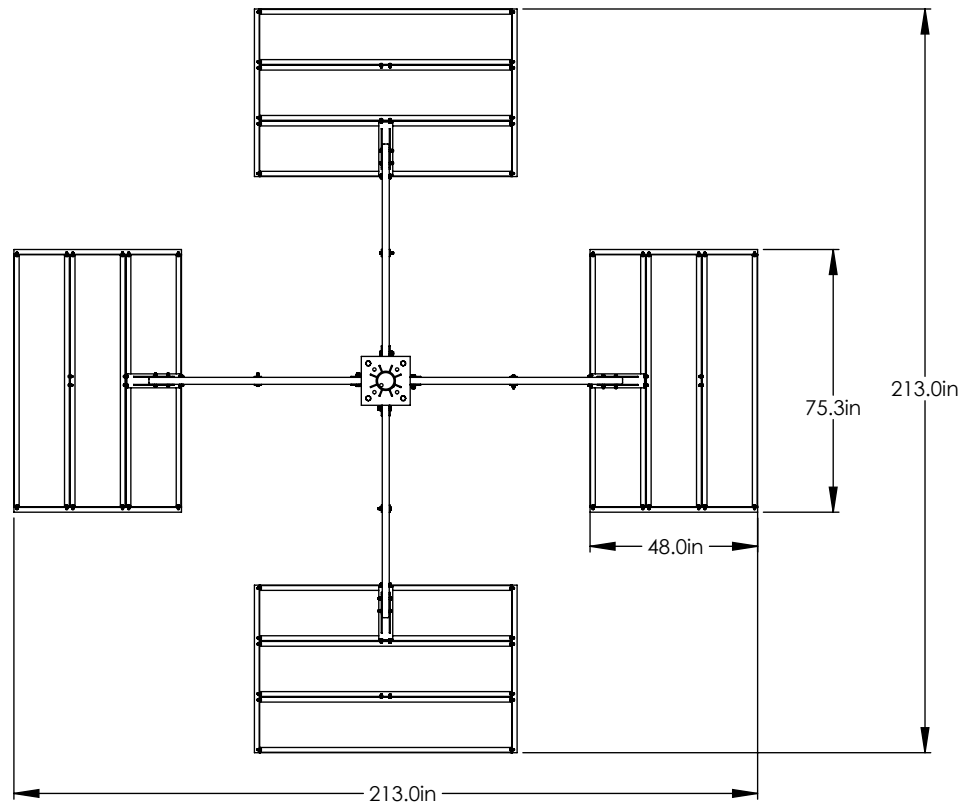
DO NOT SCALE DRAWING

BAIRD MOUNTING SYSTEMS

WATERLOO, IA 50703
 PHONE: 319-233-3561
 SALES@BAIRDMOUNTS.COM

TITLE:
 PXL-2HD, TRIPLE TRAY, 6.62"OD(S8)x3' MAST

DRAWN BY JK	DATE 01/10/2021
MATERIAL STEEL	FINISH HDG
DWG. PURPOSE CUSTOMER	SHEET 1OF2
PART. NO. SEE TABLE	SCALE -
DWG. NO. PXH-T-6628X3	



PROPRIETARY AND CONFIDENTIAL

THE INFORMATION CONTAINED IN THIS DRAWING IS THE SOLE PROPERTY OF BAIRD SUPPORTING SYSTEMS. ANY REPRODUCTION IN PART OR AS A WHOLE WITHOUT THE WRITTEN PERMISSION OF BAIRD SUPPORTING SYSTEMS IS PROHIBITED.



WWW.BAIRD MOUNTS.COM

UNLESS OTHERWISE SPECIFIED:

DIMENSIONS ARE IN INCHES
 TOLERANCES:
 FRACTIONAL ±
 ANGULAR: MACH ± BEND ±
 TWO PLACE DECIMAL ±
 THREE PLACE DECIMAL ±

DO NOT SCALE DRAWING

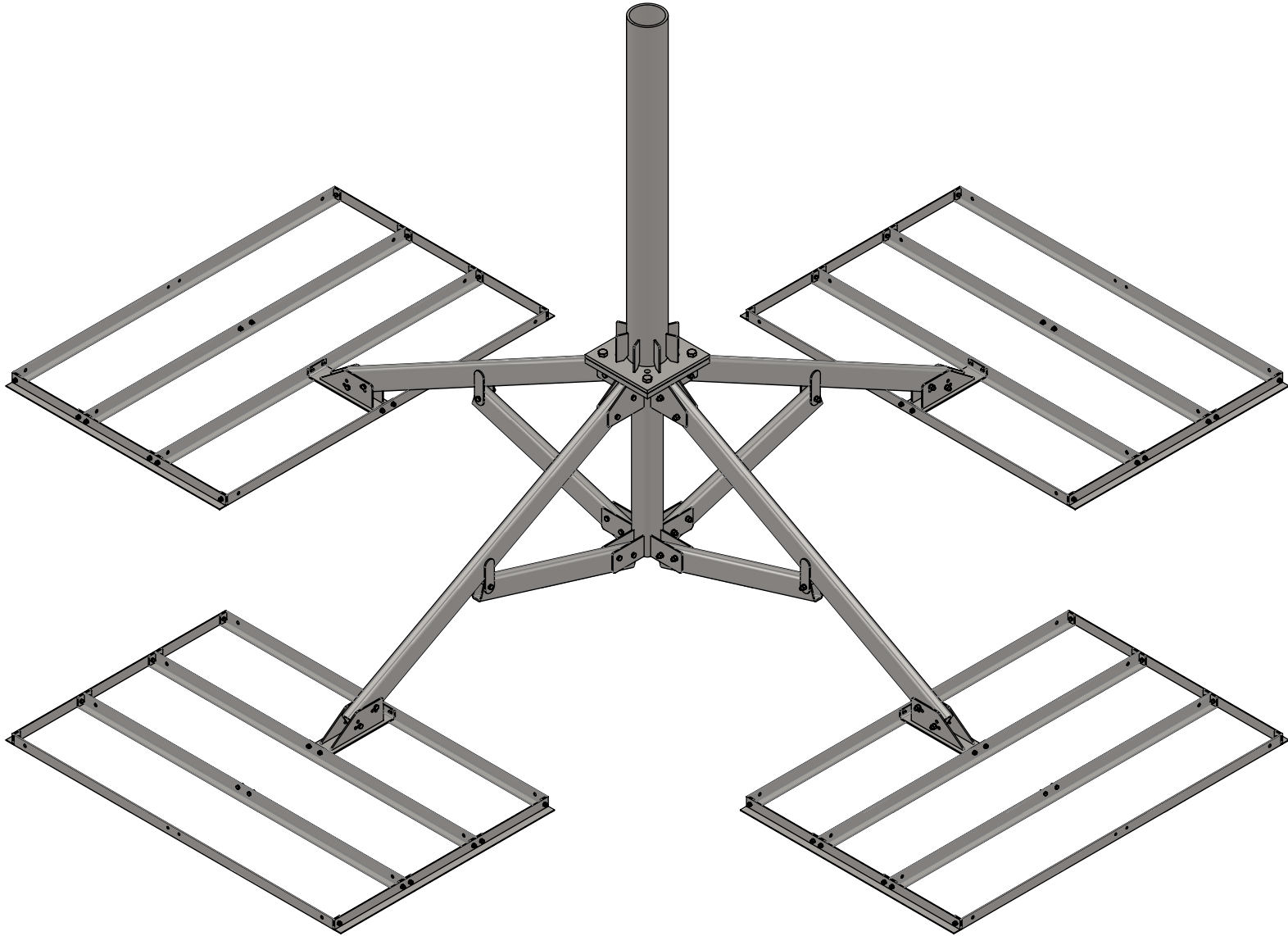
BAIRD MOUNTING SYSTEMS

WATERLOO, IA 50703
 PHONE: 319-233-3561
 SALES@BAIRD MOUNTS.COM

TITLE:
 PXL-2HD, TRIPLE TRAY, 6.62"OD(S8)x3' MAST

DRAWN BY JK	DATE 01/10/21	
MATERIAL STEEL	FINISH HDG	
DWG. PURPOSE CUSTOMER	SHEET 2OF2	SCALE -
PART. NO. SEE TABLE- SHEET 1		
DWG. NO. PXL-T-6628X3		

PART NO.	MAST DIAMETER	WEIGHT
PXH-T-6628X55	6.62"OD	1005 lbs.



PROPRIETARY AND CONFIDENTIAL
 THE INFORMATION CONTAINED IN THIS DRAWING IS THE SOLE PROPERTY OF BAIRD SUPPORTING SYSTEMS. ANY REPRODUCTION IN PART OR AS A WHOLE WITHOUT THE WRITTEN PERMISSION OF BAIRD SUPPORTING SYSTEMS IS PROHIBITED.



UNLESS OTHERWISE SPECIFIED:
 DIMENSIONS ARE IN INCHES
 TOLERANCES:
 FRACTIONAL ±
 ANGULAR: MACH ± BEND ±
 TWO PLACE DECIMAL ±
 THREE PLACE DECIMAL ±

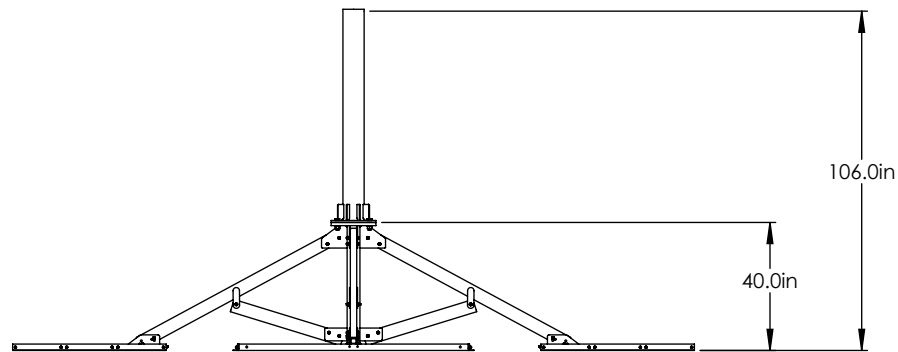
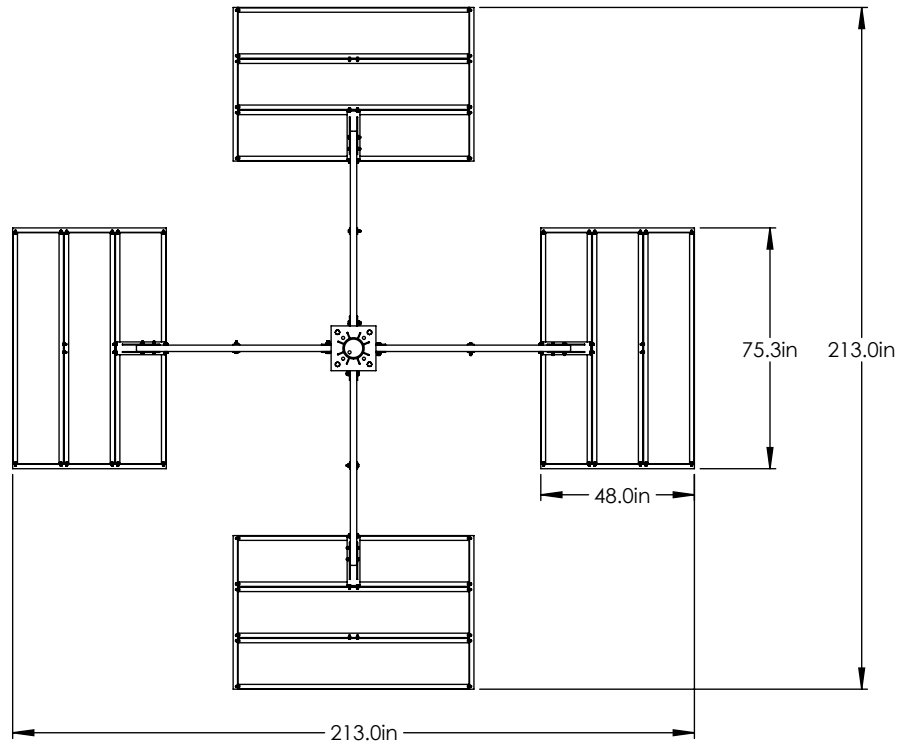
DO NOT SCALE DRAWING

BAIRD MOUNTING SYSTEMS

WATERLOO, IA 50703
 PHONE: 319-233-3561
 SALES@BAIRDMOUNTS.COM

TITLE:
 PXL-2HD, TRIPLE TRAY, 6.62"OD(S8)x5.5' MAST

DRAWN BY JK	DATE 01/10/2021
MATERIAL STEEL	FINISH HDG
DWG. PURPOSE CUSTOMER	SHEET 1OF2
PART. NO. SEE TABLE	SCALE -
DWG. NO. PXH-T-6628X55	



PROPRIETARY AND CONFIDENTIAL
 THE INFORMATION CONTAINED IN THIS DRAWING IS THE SOLE PROPERTY OF BAIRD SUPPORTING SYSTEMS. ANY REPRODUCTION IN PART OR AS A WHOLE WITHOUT THE WRITTEN PERMISSION OF BAIRD SUPPORTING SYSTEMS IS PROHIBITED.



WWW.BAIRD MOUNTS.COM

UNLESS OTHERWISE SPECIFIED:
 DIMENSIONS ARE IN INCHES
 TOLERANCES:
 FRACTIONAL ±
 TWO PLACE DECIMAL ±
 THREE PLACE DECIMAL ±
 ANGULAR: MACH ± BEND ±

DO NOT SCALE DRAWING

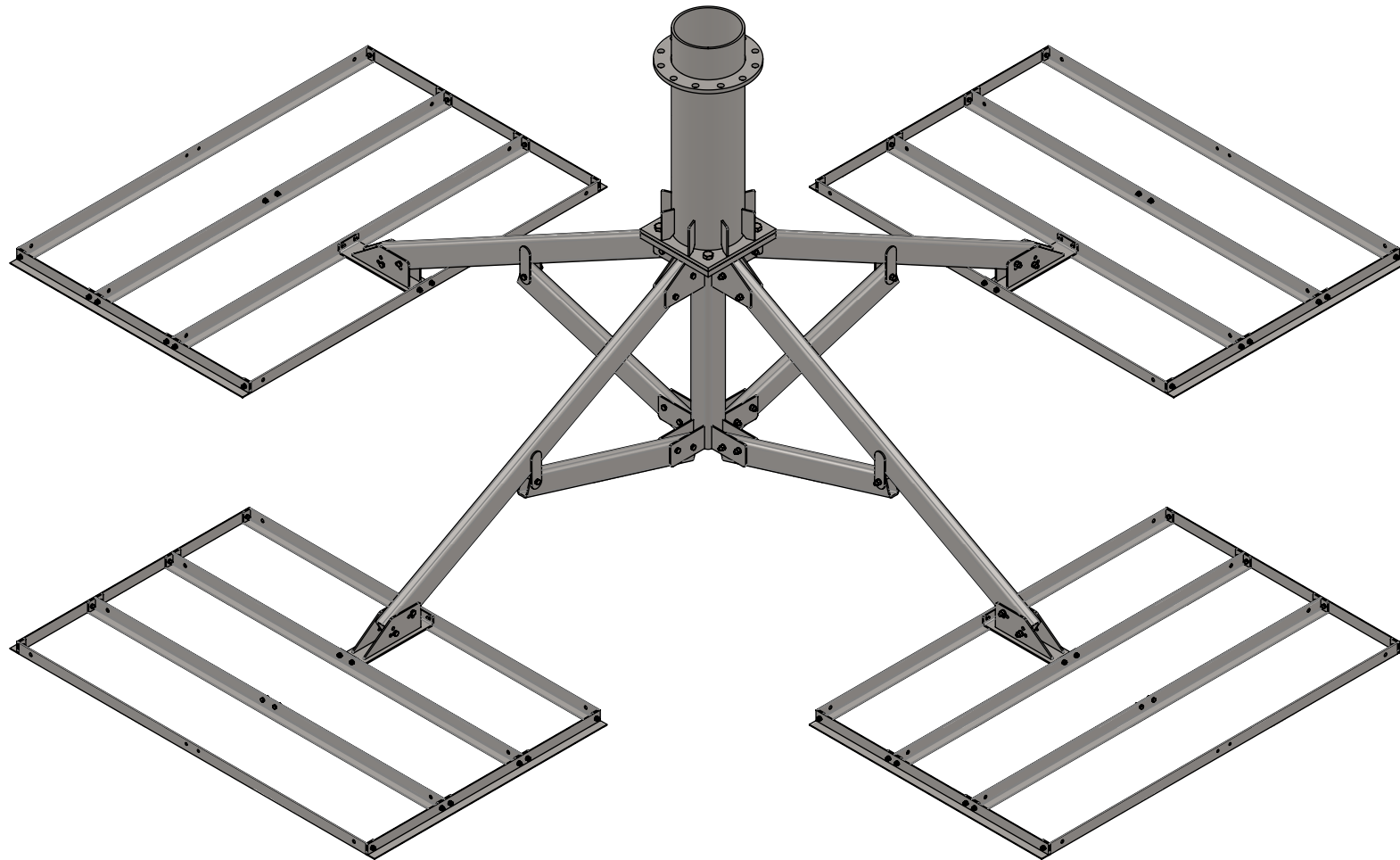
BAIRD MOUNTING SYSTEMS

WATERLOO, IA 50703
 PHONE: 319-233-3561
 SALES@BAIRDMOUNTS.COM

TITLE:
 PXL-2HD, TRIPLE TRAY, 6.62"OD(S8)x5.5' MAST

DRAWN BY JK	DATE 01/10/21	
MATERIAL STEEL	FINISH HDG	
DWG. PURPOSE CUSTOMER	SHEET 2OF2	SCALE -
PART. NO. SEE TABLE- SHEET 1		
DWG. NO. PXL-T-6628X55		

PART NO.	MAST DIAMETER	WEIGHT
PXH-T-1075X3	10.75"OD	990 lbs.



PROPRIETARY AND CONFIDENTIAL
 THE INFORMATION CONTAINED IN THIS DRAWING IS THE SOLE PROPERTY OF BAIRD SUPPORTING SYSTEMS. ANY REPRODUCTION IN PART OR AS A WHOLE WITHOUT THE WRITTEN PERMISSION OF BAIRD SUPPORTING SYSTEMS IS PROHIBITED.



WWW.BAIRD MOUNTS.COM

UNLESS OTHERWISE SPECIFIED:
 DIMENSIONS ARE IN INCHES
 TOLERANCES:
 FRACTIONAL ±
 ANGULAR: MACH ± BEND ±
 TWO PLACE DECIMAL ±
 THREE PLACE DECIMAL ±

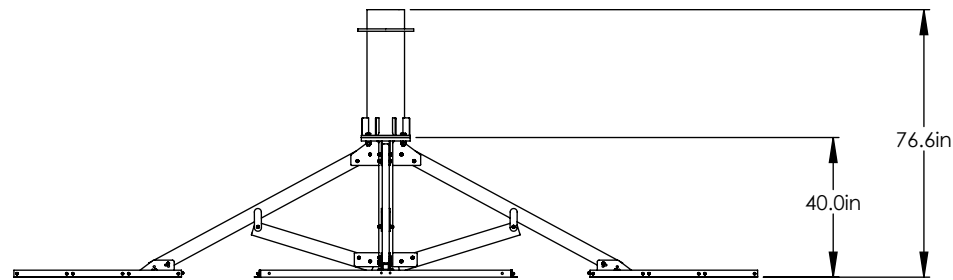
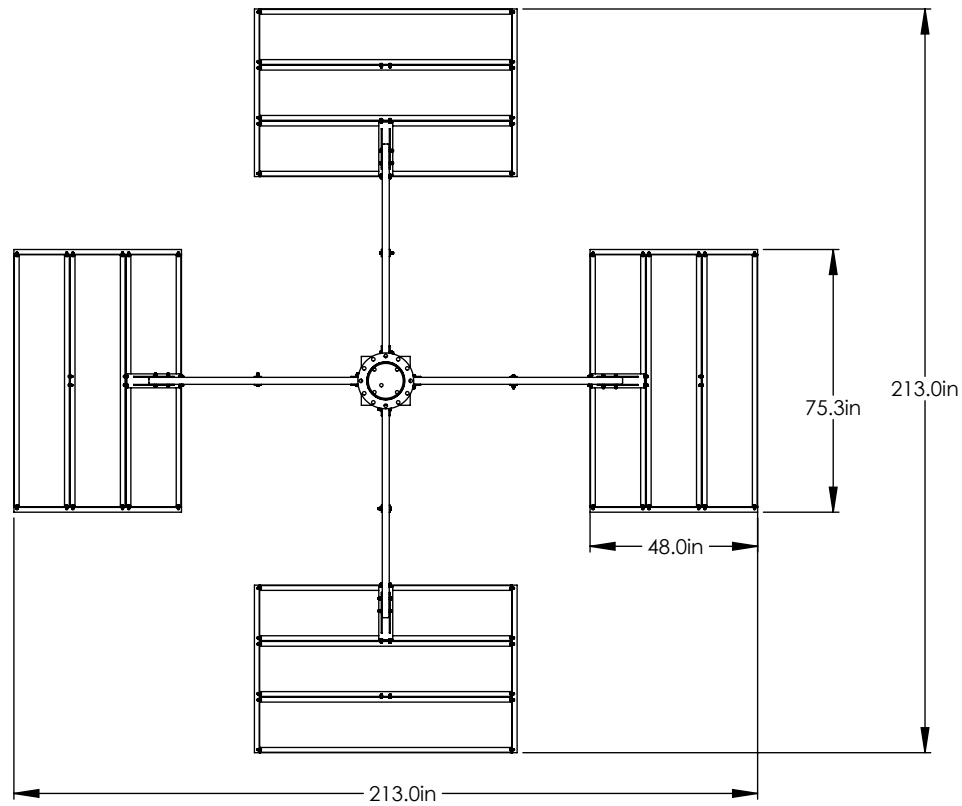
DO NOT SCALE DRAWING

BAIRD MOUNTING SYSTEMS

WATERLOO, IA 50703
 PHONE: 319-233-3561
 SALES@BAIRDMOUNTS.COM

TITLE:
 PXL-2HD, TRIPLE TRAY, 10.75"ODx3' MAST
 w/COLLAR

DRAWN BY JK	DATE 01/10/2021
MATERIAL STEEL	FINISH HDG
DWG. PURPOSE CUSTOMER	SHEET 1OF2
PART. NO. SEE TABLE	SCALE -
DWG. NO. PXH-T-1075X3	



PROPRIETARY AND CONFIDENTIAL
 THE INFORMATION CONTAINED IN THIS DRAWING IS THE SOLE PROPERTY OF BAIRD SUPPORTING SYSTEMS. ANY REPRODUCTION IN PART OR AS A WHOLE WITHOUT THE WRITTEN PERMISSION OF BAIRD SUPPORTING SYSTEMS IS PROHIBITED.



WWW.BAIRD MOUNTS.COM

UNLESS OTHERWISE SPECIFIED:
 DIMENSIONS ARE IN INCHES
 TOLERANCES:
 FRACTIONAL ±
 ANGULAR: MACH ± BEND ±
 TWO PLACE DECIMAL ±
 THREE PLACE DECIMAL ±

DO NOT SCALE DRAWING

BAIRD MOUNTING SYSTEMS

WATERLOO, IA 50703
 PHONE: 319-233-3561
 SALES@BAIRDMOUNTS.COM

TITLE:
 PXL-2HD, TRIPLE TRAY, 10.75"ODx3' MAST
 w/COLLAR

DRAWN BY JK	DATE 01/10/21
MATERIAL STEEL	FINISH HDG
DWG. PURPOSE CUSTOMER	SHEET 2OF2
SCALE -	
PART. NO. SEE TABLE- SHEET 1	
DWG. NO. PXL-T-1075X3	